

ISO 9001 : 2000 CERTIFIED



Hospital Furniture

Cat # HF10



ABOUT US:

• We are a team of Engineers having vast experience in the medical engineering field, and are dedicated towards offering products which are highly precise and well engineered. The pre-engineered Modular operation theatre not only solves the problem but also facilitates speedy construction, high quality finish in prevention of contamination build up, long durability, robust and flexible designs for future expansion, ease of maintenance etc.

We also excel in providing Hospital design, Modular ICU, NICU, IVF Rooms, Hospital Furniture, Medical Gas Pipeline system and service support in the repair and maintenance of Medical & Hospital Equipment of any make. We also provide annual maintenance contracts for Modular O.T. & I.C.U. equipments. Our excellence in all spheres of our operations has made us a renowned name in the medical field.

- Complete Hospital Solution under one roof.
- Company is ISO9001:2008 certified and its products are CE marked apart from the other certifications.

- 1. Wide experience in Hospital equipments, more than 7 years in Modular OT & Hospital Products and 18 years in various Industries.***
- 2. In house design & development team of experienced Engineers.***
- 3. Wide range of Products with Customized Product design.***
- 4. Own Manufacturing unit in working area 4843 sq feet.***
- 5. Working staff of more than 15 technical Staff.***
- 6. Quality Products as per International Standards.***
- 7. On Time delivery.***
- 8. All India installations with sales & service support.***



Contents	Page No.
Hospital Beds	
Electric ICU Beds	2-3
Manual ICU Beds	4
Ward Care Beds-Hospital Fowler Beds	5
Ward Care Beds-Hospital Semi-Fowler Bed	6
Ward Care Beds-Plain & Attendant Beds	7
Child/Infant Care Cots & Beds	8-9
Orthopaedic Hospital Beds	10
Examination / Treatment Tables	11-14
Stretchers / Patient Trolleys	15-17
Cabinets & Lockers	18-19
Utility Trolleys & Carts	20-27
Other Hospital Furniture & Accessories	
Stools, Kick Buckets, Foot Step, Saline Stand, Screen	28-31
X-Ray View Box	32

MF3100 ICU Bed, Electric, Five Functions

Size : 210L x 90W x 50-70H cms

Functions : Five Functions

- Movements & Controls:
- Back Lift : Electric Control
- Knee Rest Lifting : Electric Control
- Trendelenburg : Electric Control
- Reverse Trendelenburg : Electric Control
- Up/Down-Height Adjustment : Electric Control
- Head & Foot Panels : Elegant High Quality Moulded Panels-Removable
- Side Support : Aluminium Collapsible Safety Side Railings
- Top : Four Sections
- Framework : Mild Steel
- Finish : Beautiful Epoxy Powder Coating
- Castors : 125mm dia
- Brakes : On two castors
- Control Panel : Wired Remote Control



MF3101 ICU Bed, Electric, Five Functions

Size : 210L x 90W x 50-70H cms

Functions : Five Functions

Movements & Controls

- Back Lift : Electric Control
- Knee Rest Lifting : Electric Control
- Trendelenburg : Electric Control
- Reverse Trendelenburg : Electric Control
- Up/Down-Height Adjustment : Electric Control
- Head & Foot Panels : Elegant High Quality Moulded Panels-Removable
- Side Support : ABS track away Safety Side Railings
- Top : Four Sections
- Framework : Mild Steel
- Finish : Beautiful Epoxy Powder Coating
- Castors : 125mm dia
- Brakes : Central Braking System
- Control Panel : Wired Remote Control



MF3102 ICU Bed, Electric, Five Functions

Size : 210L x 90W x 60-80H cms

Functions : Five Functions

Movements & Controls

- Back Lift : Electric Control
- Knee Rest Lifting : Electric Control
- Trendelenburg : Electric Control
- Reverse Trendelenburg : Electric Control
- Up/Down-Height Adjustment : Electric Control
- Head & Foot Panels : Elegant High Quality Moulded Panels-Removable
- Side Support : Aluminium Collapsible Safety Side Railings
- Top : Four Sections
- Framework : Mild Steel
- Finish : Beautiful Epoxy Powder Coating
- Castors : 125mm dia
- Brakes : Two Castors with Brakes
- Control Panel : Wired Remote Control



MF3103 ICU Bed, Electric, Five Functions

Size : 210L x 90W x 60-80H cms

Functions : Five Functions

Movements & Controls

- Back Lift : Electric Control
- Knee Rest Lifting : Electric Control
- Trendelenburg : Electric Control
- Reverse Trendelenburg : Electric Control
- Up/Down-Height Adjustment : Electric Control
- Head & Foot Panels : Elegant High Quality Moulded Panels-Removable
- Side Support : Four Plastic Moulded Track-Away Safety Side Railings
- Top : Four Sections
- Framework : Mild Steel
- Finish : Beautiful Epoxy Powder Coating
- Castors : 125mm dia
- Brakes : Central Braking System
- Control Panel : Wired Remote Control



Hospital Beds

Electric ICU Beds



MF3104 ICU Bed, Electric, Five Functions
 Size : 210L x 90W x 60-80H cms
 Functions : Five Functions

Movements & Controls

- Back Lift : Electric Control
- Knee Rest Lifting : Electric Control
- Trendelenburg : Electric Control
- Reverse Trendelenburg : Electric Control
- Up/Down-Height Adjustment : Electric Control
- Head & Foot Panels : Elegant High Quality Moulded Panels-Removable
- Side Support : Four Plastic Moulded Track-Away Safety Side Railings
- Top : Four Sections
- Framework : Mild Steel
- Finish : Beautiful Epoxy Powder Coating
- Castors : 125mm dia
- Brakes : Central Braking System
- Control Panel : Wired Remote Control + Control Board



MF3105 ICU Bed, Electric, Five Functions
 Size : 210L x 90W x 60-80H cms
 Functions : Five Functions

Movements & Controls

- Back Lift : Electric Control
- Knee Rest Lifting : Electric Control
- Trendelenburg : Electric Control
- Reverse Trendelenburg : Electric Control
- Up/Down-Height Adjustment : Electric Control
- Head & Foot Panels : Elegant High Quality Moulded Panels-Removable
- Side Support : Aluminium Collapsible Safety Side Railings
- Top : Four Sections
- Framework : Mild Steel
- Finish : Beautiful Epoxy Powder Coating
- Castors : 125mm dia
- Brakes : Central Braking System
- Control Panel : Wired Remote Control



MF3106 ICU Bed, Electric, Five Functions
 Size : 210L x 90W x 60-80H cms
 Functions : Five Functions, with Attendant Control Box

Movements & Controls

- Back Lift : Electric Control
- Knee Rest Lifting : Electric Control
- Trendelenburg : Electric Control
- Reverse Trendelenburg : Electric Control
- Up/Down-Height Adjustment : Electric Control
- Head & Foot Panels : Elegant High Quality Moulded Panels-Removable
- Side Support : Four Plastic Moulded Track-Away Safety Side Railings
- Top : Four Sections
- Framework : Mild Steel
- Finish : Beautiful Epoxy Powder Coating
- Castors : 125mm dia
- Brakes : Central Braking System
- Control Panel : Wired Remote Control + Attendant Control Panel



MF3107 ICU Bed, Electric, Three Functions
 Size : 210L x 90W x 60-80H cms
 Functions : Three Functions

Movements & Controls

- Back Lift : Electric Control
- Knee Rest Lifting : Electric Control
- Up/Down-Height Adjustment : Electric Control
- Head & Foot Panels : Elegant High Quality Moulded Panels-Removable
- Side Support : Four Plastic Moulded Track-Away Safety Side Railings
- Top : Four Sections
- Framework : Mild Steel
- Finish : Beautiful Epoxy Powder Coating
- Castors : 125mm dia
- Brakes : Central Braking System
- Control Panel : Wired Remote Control

MF 3200 ICU Bed Mechanically Size : 210L x 90W x 60-80H cms

Functions : Five Functions

Movements & Controls

- Back Lift : Manual
- Knee Rest Lifting : Manual
- Trendelenburg : Manual
- Reverse Trendelenburg : Manual
- Up/Down-Height Adjustment : Manual
- Head & Foot Panels : Elegant High Quality Moulded Panels-Removable
- Side Support : Four Plastic Moulded Track-Away Safety Side Railings
- Top : Four Sections
- Framework : Mild Steel
- Finish : Beautiful Epoxy Powder Coating
- Castors : 125mm dia
- Brakes : Central Braking System



MF 3201 ICU Bed Mechanically Size : 210L x 90W x 60-80H cms

Functions : Five Functions

Movements & Controls

- Back Lift : Manual
- Knee Rest Lifting : Manual
- Trendelenburg : Manual
- Reverse Trendelenburg : Manual
- Up/Down-Height Adjustment : Manual
- Head & Foot Panels : Elegant High Quality Moulded Panels-Removable
- Side Support : Aluminium Collapsible Side Railings
- Top : Four Sections
- Framework : Mild Steel
- Finish : Beautiful Epoxy Powder Coating
- Castors : 125mm dia
- Brakes : Two Castors with Brakes




MF3202 ICU Bed Mechanically

Size : 210L x 90W x 60H cms

Functions : Four Functions Fixed Height

Movements & Controls

- Back Lift : Manual
- Knee Rest Lifting : Manual
- Trendelenburg : Manual
- Reverse Trendelenburg : Manual
- Head & Foot Panels : Elegant High Quality Moulded Panels-Removable
- Side Support : Aluminium Collapsible Safety Side Railings
- Top : Four Sections
- Framework : Mild Steel
- Finish : Beautiful Epoxy Powder Coating
- Castors : 125mm dia
- Brakes : Two Castors with Brakes



MF3203 ICU Bed, Mechanically Size : 210L x 90W x 60-80H cms

Functions : Four Functions

Movements & Controls

- Back Lift : Manual
- Knee Rest Lifting : Manual
- Trendelenburg : Manual
- Reverse Trendelenburg : Manual
- Head & Foot Panels : Elegant High Quality Wooden Laminated with SS Frame-Removable
- Side Support : Collapsible Safety Side Railings
- Top : Four Sections
- Framework : Mild Steel
- Finish : Beautiful Epoxy Powder Coating
- Castors : 125mm dia
- Brakes : Two Castors with Brakes



Hospital Beds

Ward Care Beds-Hospital Fowler Beds



MF3300

Hospital Fowler Bed Size : 210L x 93W x 49H cms
Functions : Two Functions

Movements & Controls

- Back Lift : Manual
- Knee Rest Lifting : Manual
- Head & Foot Panels : Elegant High Quality Moulded Panels-Removable
- Side Support : Four Plastic Moulded Track-Away Safety Side Railings
- Top : Four Sections
- Framework : Mild Steel
- Finish : Beautiful Epoxy Powder Coating
- Castors : 125mm dia
- Brakes : Castors two with Brakes



MF3301

Hospital Fowler Bed Size : 210L x 90W x 60H cms
Functions : Two Functions

Movements & Controls

- Back Lift : Manual
- Knee Rest Lifting : Manual
- Top : Four Sections
- Framework : Mild Steel
- Finish : Beautiful Epoxy Powder Coating
- Castors : 125mm dia
- Brakes : Castors two with Brakes



MF3302

Hospital Fowler Bed Size : 210L x 90W x 60H cms Functions : Two Functions

Movements & Controls

- Back Lift : Manual
- Knee Rest Lifting : Manual
- Top : Four Sections
- Framework : Mild Steel
- Head & Foot Panels : Elegant high Quality Wooden Laminated with SS Frame
- Finish : Beautiful Epoxy Powder Coating
- Castors : 125mm dia
- Brakes : Castors Two with Brakes



MF3302A

Hospital Fowler Bed Size : 210L x 90W x 60H cms
Functions : Two Functions

Movements & Controls

- Back Lift : Manual
- Knee Rest Lifting : Manual
- Top : Four Sections, made of Weld Wire Mesh
- Framework : Mild Steel
- Head & Foot Panels : Elegant high quality Wooden Laminated With SS Frame
- Finish : Beautiful Epoxy Powder Coating
- Castors : 125mm dia
- Brakes : Castors Two with Brakes

MF3303

Hospital Semi-Fowler Bed Size : 206L X 90W X 60H cms Functions : One Function

Movements & Controls

- Back Lift : Manual
- Head & Foot Panels : Elegant High Quality Moulded Panels-Removable
- Top : Two Sections
- Framework : Mild Steel
- Finish : Beautiful Epoxy Powder Coating



MF3304

Hospital Semi-Fowler Bed Size : 206L X 90W X 60H cms Functions : One Function

Movements & Controls

- Back Lift : Manual
- Head & Foot Panels : Elegant High Quality Wooden Laminated with SS Frame
- Top : Two Sections
- Framework : Mild Steel
- Finish : Beautiful Epoxy Powder Coating, Stainless Steel Panels



MF3305

Hospital Semi-Fowler Bed Size : 206L x 90W x 60Hcms Functions : One Function

Movements & Controls

- Back Lift : Manual
- Top : Two Sections
- Tubular Head & Foot Bows of Unequal Height
- Framework : Mild Steel
- Finish : Beautiful Epoxy Powder Coating,



MF3306

Hospital Semi-Fowler Bed Size : 206L X 90W X 60H cms Functions : One Function

Movements & Controls

- Back Lift : Manual
- Top : Two Sections
- Made of Welded Wire Mesh
- Location for Four I.V Rod
- Framework : Mild Steel
- Finish : Beautiful Epoxy Powder Coating
- On Castors : Two with Brakes



Hospital Beds

Ward Care Beds-Plain & attendant Beds



MF3307

Hospital Bed Plain

Size : 206L x 90W x 60H cms

- Top: Made of Welded Wire Mesh Mild Steel
- Tubular Head & Foot Bows of unequal height
- Framework : Mild Steel
- Finish : Beautiful Epoxy Powder Coating



MF3308

Hospital Bed Plain

Size : 206L x 90W x 60H cms

- Tubular Head & Foot Bows of unequal height
- Location for Four I.V Rod
- Framework : Mild Steel
- Finish : Beautiful Epoxy Powder Coating

MF3309

Attendant Bed

Size : 206L x 90W x 46H cms

- Framework : Mild Steel
- Finish : Beautiful Epoxy Powder Coating
- Castors : 125mm dia
- Brakes : Castors Two with Brakes



MF3310

Attendant Bed

Size : 180L x 60W x 46H cms

- Framework : Mild Steel
- Finish : Beautiful Epoxy Powder Coating
- 5cm Foam Padded Top covered with Rexine
- Legs fitted with PVC Stumps



MF3311

Attendant Bed cum Chair

Overall Size : 188L X 60W X 40H cms

- Framework : Mild Steel
- Finish : Beautiful Epoxy Powder Coating
- It can be used as chair
- When chair is spread, it can be used as a bed and the attendant can lie on it.



MF3312

Attendant Bed

Size : 188L X 50W X 40H cms

- Framework : Mild Steel
- Finish : Beautiful Epoxy Powder Coating





MF3400

Pediatric Bed

Size : 137L X 76W X 60H cms

- Framework : Mild Steel
- With full length collapsible side railings
- Finish : Beautiful Epoxy Powder Coating



MF3401

Child Bed, Semi-Fower with Side Rails

Size : 1840X800X580mm

- Top : Two Sections
- Back Lifting : Manual
- With Full Length Collapsible Side Railings
- Framework : Mild Steel
- Top with Stainless Steel Head & Foot Panels
- Movable on castors with individual brakes



MF3402

Baby Cradle

Size : 36" x 15" x 39"

- M.S. tubular pipe
- Stand fitted with PVC stumps
- Wire mesh hanging cradle
- Pre-treated and Epoxy powder coated



MF3403

Baby Bassinet

Size : 36" x 15" x 39"

- Preprex transparent crib with mattress
- Trendlenburg / Rev. Trendelenburg
- Castors : 5cms
- Position : Trendelenburg/Reverse Trendelenburg
- Brakes : Castors Two with Brakes
- Pre-treated and epoxy powder coated



Hospital Beds

Child / Infant Care Cots & Beds



MF3404

Baby Bassinet (With Utility Box)

- Preplex transparent Crib with mattress
- Trendelenburg/Reverse Trendelenburg
- Laminated cupboard with platform
- 5cms castors
- I.V. Rod
- Pretreated and epoxy powder coated



MF3405

Baby Bassinet

- Preplex transparent Crib with mattress
- Trendelenburg/Reverse Trendelenburg
- Castors : 5cms
- Pretreated and epoxy powder coated



MF3406

Infant Cot, SS, Height Adjustable

Size : 750X400X850/1000mm

- Height adjustable from 850 to 1000mm
- Framework of Stainless Steel
- Movable on Castors (with brakes)



MF3407

Infant Swaddling Table

Size : 117cm x 66cm x 90cm

- Frame work: Mild Steel
- Beautiful Epoxy Powder Coated Framework
- Top and Sides upholstered and covered with washable plastic material

MF3500

Orthopaedic Bed, with Divided Leg Sections

Size : 2030 X 900 X 530mm

Functions : Two functions

Movements & Controls

- Back Lifting : Manual
- Knee Rest Lifting : Manual
- Top : Four Sections
- Framework : Mild Steel
- Finish : Beautiful Epoxy Powder Coated
- Stainless Steel Balkan Beam Frame & Pulley Attachment and Patient Support Lifting Pole
- Leg Section Positioned in two parts



MF3501

Orthopaedic Bed

Size : 2030 X 900 X 530mm

Functions : Two functions

Movements & Controls

- Back Lifting: Manual
- Knee Rest Lifting: Manual
- Top : Four Sections
- Framework : Stainless Steel Panels
- Stainless Steel Balkan Beam Frame & Pulley Attachment and Patient Support Lifting Pole





MF3600

Operation & Examination Table
(Height Adjustable)

- Size : 72" x 20" x 32"
- Tubular Frame work on 10cms castors, two with brakes
- This is a simple and versatile surgical table with facility of height adjustment by crank mechanism
- Offering a very comprehensive range of positions viz, "Straight", Trendelenburg & Reverse Trendelenburg positions, Chair, Lithotomy positions etc.
- Supplied with Mattress, Leg stirrups, Armrest, Anesthesia Screen



MF3601

Operation & Examination Table
(fixed height)

- Size : 72" x 20" x 32"
- Tubular Frame work on 10cms castors with brakes
- This is a simple and versatile surgical table
- Offering a very comprehensive range of positions viz, "straight", trendelenburg & reverse Trendelenburg positions, chair, lithotomy positions etc.
- Supplied with Mattress, Leg Stirrups, Armrest, Anesthesia Screen



MF3602

Obstetric Labour Table Telescopic
(Adjustable Height)

- Approx. Dimensions : 72" L x 27" W x 24-32" H
- Tubular Frame work mounted on swiveling castors
- Stainless Steel top in three sections
- Trendelenburg positions adjustable by pneumatic gas spring system
- Hydraulic height adjustable by foot paddle from side
- Backrest section adjustable on ratchet
- Leg end section can slide under the main section
- Supplied with a pair of knee crutches
- Mild Steel Framework
- Pre treated & Epoxy powder coated



MF3603

Obstetric Labour Table Telescopic
(Fixed Height)

- Approx. Dimensions : 72" L x 27" W x 30" H
- Tubular Frame work mounted on swiveling castors
- Stainless Steel top in three sections
- Trendelenburg positions adjustable by pneumatic gas spring system
- Backrest section adjustable on ratchet
- Leg end section can slide under the main section
- Pre treated & Epoxy powder coated
- Mild Steel Framework
- Supplied with a pair of knee crutches
- On Castors, two with Brakes

MF3604

Gynaec Examination Table (Three Sections)

- Overall Size : 180L x 60W x 46H cms
- Framework made of Stainless Steel
- Back rest section adjustable on Ratchet / Lever
- Legs fitted with PVC Stumps
- 5 cms foam cushioned top covered with rexine
- Adjustable knee crutches
- Supplied with a pair of shoulder supports



MF3605

Gynaec Examination Table (Three Sections)

- Overall Size : 180L x 60W x 46H cms
- Framework made of Stainless Steel
- Back rest section adjustable on Ratchet / Lever
- Legs fitted with PVC Stumps
- 5 cms foam cushioned top covered with rexine with perineal cut
- Adjustable lithotomy poles with straps
- Finish : Epoxy Powder Coated



MF3606

Examination Table in 2 Parts (2 Section Top)

- Approx. Dimensions: 180L x 60W x 80H cms
- Adjustable backrest
- Two section cushioned top
- Legs fitted on PVC Stands
- Stainless Steel Framework



MF3607

Examination Table in 2 Parts (2 Section Top)

- Approx. Size : 180L x 60W x 80H cms
- Adjustable backrest
- Two section foam padded, upholstered top
- Pre treated & Epoxy powder coated
- Mild Steel Framework



Examination / Treatment Tables



MF3608

Gynaec Examination Table (Two Section)

- Overall Size : 180L x 60W x 80H cms
- Framework made of rectangular / Square M.S. Tube
- Back rest section adjustable on Ratchet / Lever
- Legs fitted with PVC Stumps
- 5 cms foam cushioned top covered with rexine with perineal cut
- Adjustable lithotomy poles with straps
- Finish : Epoxy Powder Coated



MF3609

Gynaec Examination Table (Two Section)

- Overall Size : 180L x 60W x 80H cms
- Framework made of rectangular / Square M.S. Tube
- Back rest section adjustable on Ratchet / Lever
- Legs fitted with PVC Stumps
- Adjustable lithotomy poles with straps
- Finish : Epoxy Powder Coated



MF3610

Examination couch with cabinet & drawers (2 Section Top)

- Approx. Dimensions: 187L x 51W x 81H cms
- Adjustable backrest by gas spring system
- Two Section Foam Padded, Upholstered top
- Three Drawers, Three Cabinets
- Tray for B.P. Apparatus
- Pre treated & Epoxy powder coated



MF3611

Delivery Bed (Fixed Height)

- Approx. Size – Body section -1000L x 800W x 750 H, Leg Section -900Lmm
- Bed, Labour and Delivery made in 2 section, body section with legs mounted on rubber tips
- Leg section swivel castors with brakes
- Leg section can be completely recessed under the body section supports for legs holders with solid mechanism to fix leg holders at required height & width
- Filled mattress – pad and cover mattress pad in 2 section
- Supplied with 2 knee crutches adjustable in height & width knockdown construction
- Epoxy powder coated finish

MF3612

Obstetric Delivery Bed in 2 Parts
(2 Section Top)

- Approx. Dimensions: 72"L x 30"W x 30"H
- Tubular frame work made in two section
- Body section with legs mounted on PVC stumps
- Leg section on swivel castors with brakes
- Two section cushioned top
- Supplied with a pair of knee crutches/Leg Stirrups
- Mild Steel Framework
- Pre treated & Epoxy powder coated



MF3613

Gynaec Examination Table-Plain

- Overall Size : 180L x 60W x 80H cms
- Framework made of rectangular / Square M.S. Tube
- Legs fitted with PVC Stumps
- 5 cms foam cushioned top covered with rexine with perineal cut
- Adjustable lithotomy poles with straps
- Finish : Epoxy Powder Coated



MF3614

Examination Table Plain

- Approx Size : 180L x 60W x 75H cms
- Framework of CRC Tube
- Legs fitted with PVC stumps
- 5 cms foam cushioned top covered with rexine
- Pre treated & Epoxy powder coated



MF3615

Blood Donor Couch
(Three Sections)

- Overall Size : 150L x 50W x 46H cms
- Framework made of Stainless Steel
- Back rest & leg rest section adjustable on Ratchet / Lever
- Legs fitted with PVC Stumps
- 5 cms foam cushioned top covered with rexine
- Adjustable Arm Rest
- Option: MF3615A: Framework of Mild Steel with Epoxy Powder Coating



Stretchers / Patient Trolleys



MF 3700

Patient Stretcher Trolley

- Overall Size : 210L x 56W x 81H cms
- Frame work made of Stainless Steel
- Two section foam padded top
- Backrest adjustable
- Trolley mounted on 15cms dia Castors-two with brakes
- Removable Stretcher top



MF3701

Patient Stretcher Trolley

- Overall Size : 210L x 56W X 81H cms
- Frame work of Mild Steel
- Back rest Adjustable
- Collapsible safety side railings
- Cylinder Cage
- Removable stretcher top
- Pre treated and Epoxy powder coated finish
- Wire Mesh Stretcher Platform



MF3702

Patient Stretcher Trolley

- Overall Size : 210L x 56W x 81H cms
- Frame work of Mild Steel
- Swing away type Safety Side Railing
- Two section foam padded top
- Backrest adjustable
- Removable Stretcher Top
- Trolley mounted on 15cms dia Castors-two with brakes
- Finish : Epoxy Powder Coated



MF3703

Patient Stretcher Trolley

- Overall Size : 180L x 56W x 81H cms
- Frame work made of tubular M.S. Pipe
- Swing away type Safety Side Railing
- Adjustable I.V. rod, Utility Tray, Cylinder Cage
- Removable Stretcher Top
- Foam padded Top
- Trolley mount on 15 cms Dia Castors – Two with Brakes
- Epoxy Powder Coated Finish

MF3704

Patient Stretcher Trolley

- Overall Size : 213L x 56W x 81H cms
- Frame work of Mild Steel mounted on 15 cms castors
- Removable canvas stretcher top
- Pre treated and Epoxy powder coated finish



MF3705

Emergency Patient Stretcher Trolley

- Overall Size : 210L x 65W x 65-95H cms
- Safety Side Railings
- I.V. Rod
- Cylinder cage
- X-Ray translucent top with tray for holding x-ray Cassettes
- Adjustable Height
- Adjustable Height by Hydraulic Foot Operated pump
- Trendelenburg / Rev. Trendelenburg
- 15 cms dia castors
- Pre treated & Epoxy Powder Coated



MF3706

Emergency Patient Stretcher Trolley, Hydraulic

- Size : 1960X700X500/850mm
- Side Support : Two Plastic Moulded Track-away Safety Side Railings
- Top : Two Sections
- Framework : Mild Steel & ABS
- Finish : Beautiful Epoxy Powder Coating
- Castors : 125mm dia
- Brakes: Central Braking System
- Adjustable Functions : Height, Backrest, Trendelenburg/Reverse Trendelenburg



MF3707

Folding Stretcher (Canvas)

- Overall Size : 213L x 56W x 15H cms
- Mild Steel Tube construction with high quality canvas material
- Can fold width wise for easy storage



Stretchers / Patient Trolleys



MF3708

Folding Stretcher (Canvas)

- Overall Size : 213L x 56W x 15H cms
- Aluminium framework with high quality canvas material
- Can fold lengthwise as well as width wise

MF3709

Automatic Loading Stretcher for Ambulance Car

Salient Features

•This is made of high-strength aluminium alloy thick-wall pipes. It is supplied with foamed cushion and the adjustable back making the wounded feel comfortable. This machine is very convenient; one person is enough to send the patient (with this stretcher) to the ambulance car. The mechanical foldaway legs are controlled by the handles on the both ends of the stretcher. And the legs can be folded under the stretcher automatically when loading into the vehicle. Also the stretcher can be locked by the fixing devices when on the ambulance car. This type of stretcher is characterized by its light weight, durable, safe usage and easy for sterilization.

•Technical Features:

•Dimensions :

- High Position: 190x55x90cm
- Low Position: 190x60x26cm
- Max Angle of the back: 60°
- Distance between the front and rear wheel: 108cm
- Maximum Load Bearing Capacity: 159kg



MF3710

Aluminium Alloy Stair Stretcher

Salient Features

•This stair stretcher is made of high-strength aluminium alloy materials. It is an ideal facility for emergency staff to transfer patient to go up and down stair. Two stationary rear wheels enable the patients to be moved over most surfaces with minimal effort. The stretcher provides the patient safety during transport process because of its 3 pieces of restraint straps with quick-release buckle. Under the front of the stretcher, it has two flexible uplift rods. The stretcher can be folded and it saves the space in ambulance car. It characterized by its being light-weighted, small-sized, easy carried, user-safe and easy for cleaning.

•Technical Features

- Dimensions: 62x52x90cm
- Folding Size: 18x54x90cm
- Maximum Load Bearing Capacity: 159kg



MF3800

Locker-Bed Side

- Size : (16"L x 16"W x 32"H)
- Material: Stainless Steel top, Body Mild Steel-Epoxy Powder Coated
- One storage compartment



MF3801

Locker-Bed Side

- Size : (16"L x 16"W x 32"H)
- Frame work: Mild Steel Epoxy powder coated
- One Drawer & One Storage Compartment
- Wooden Laminated Top & Front Doors



MF3802

Locker-Bed Side

- Size : (16"L x 16"W x 32"H)
- Frame work : Mild Steel Epoxy powder coated
- Stainless Steel Top with three sides raise edges
- One Storage Compartment and One Drawer



MF3803

Locker-Bed Side

- Size : (16"L x 16"W x 32"H)
- Frame work : Mild Steel, epoxy powder coated
- Wooden Laminated Top
- One Storage Compartment & One Drawer



Cabinets & Lockers



MF3804
Bedside Lockers / Cabinet

- Size : 475X470X880mm
- Elegant design
- Material: ABS
- 1 Drawer & 1 Cabinet



MF3805
Instrument / Equipment
Cabinet
•Size : 960 x 400 x 1750mm



MF3806
Instrument / Equipment
Cabinet
Size : 960×400×1750mm



MF3807
Instrument / Equipment
Cabinet
Size : 960×400×1750mm



MF3808
Instrument / Equipment
Cabinet, SS
Size : 960×400×1750mm

MF3900

Over Bed Table

- Mild steel framework epoxy powder coated
- Laminated wooden top (30" x 16")
- Height Adjustable by Knob
- On castors



MF3901

Over Bed Table

- Mild steel framework epoxy powder coated
- Laminated wooden top (30" x 16")
- Height Adjustable by gear handle
- On castors



MF3902

Over Bed Table

- Mild steel framework epoxy powder coated
- Elegant Wooden Laminated pressed top (30" x 16")
- Height Adjustable by gear handle
- On castors



MF3903

Over Bed Table

- Mild steel framework epoxy powder coated
- Elegant Wooden Laminated Top (30" x 16")
- Height Adjustable by Pneumatic Gas Spring
- On castors





MF3904

Over Bed Table-Fixed

- Size : (42"x16"x39")
- Mild steel framework epoxy powder coated
- Fixed Laminated top (30" x 16")
- On Castors



MF3905

Mayo's Instrument Trolley

- Stainless steel framework
- Stainless Steel Tray
- Tray Size: 56Lx40W cms
- Height Adjustable by Knob
- On castors



MF3906

Mayo's Instrument Trolley

- Stainless steel framework
- Stainless Steel Tray
- Tray Size: 56L x 40W cms
- Height Adjustable by Knob
- On castors



MF3907

Mayo's Instrument Trolley

- Mild Steel framework epoxy powder coated
- Stainless steel Top
- Tray Size: 56L x 40W cms
- Height Adjustable by knob
- On castors

MF3908

Hand Wash Basin Stand (Single) with Basin

- Five Legs base mounted on 5 cms dia castors
- With one approx. 35 cms S.S. basin
- Pre treated and epoxy powder coated Support Rod & Ring



MF3909

Hand Wash Basin Stand (Double)

- Five Legs base mounted on 5 cms dia castors
- With two approx. 35 cms S.S. basin
- Pre-treated and Epoxy Powder Coated Support Rod & Rings



MF3910

Instrument Trolley (2 shelves)

- Mild steel frame work epoxy powder coated
- Two S.S. Shelves with three side railing on top shelf
- On castors
- Overall Size : 60 x 46 x 81cms (**Code MF3910A**)
76 x 46 x 81cms (**Code MF3910B**)
90 x 60 x 81cms (**Code MF3910C**)



MF3911

Instrument Trolley (2 shelves)

- Stainless Steel Frame work
- Two S.S. Shelves with three side railing on top shelf
- On castors
- Overall Size : 60 x 46 x 81 cms (**Code MF3911A**)
76 x 46 x 81 cms (**Code MF3911B**)
90 x 60 x 81 cms (**Code MF3911C**)





MF3912

Instrument Trolley (2 shelves)

- Stainless Steel Frame work
- Two S.S. Shelves
- On castors
- Overall Size : 60 x 46 x 81 cms (**Code MF3912A**)
76 x 46 x 81 cms (**Code MF3912B**)
90 x 60 x 81 cms (**Code MF3912C**)



MF3913

Instrument Trolley

- Stainless Steel Frame work
- Three S.S. Shelves
- Push handle at one end
- On castors
- Overall Size : 60 x 46 x 81 cms (**Code MF3913A**)
76 x 46 x 81 cms (**Code MF3913B**)
90 x 60 x 81 cms (**Code MF3913C**)



MF3914

Instrument Trolley

- Frame work Stainless Steel
- Two S.S. Shelves
- Push handle at both side
- On castors-Two with brakes
- Overall Size : 60 x 46 x 81 cms (**Code MF3914A**)
76 x 46 x 81 cms (**Code MF3914B**)
90 x 60 x 81 cms (**Code MF3914C**)



MF3915

Instrument Trolley

- MS Tubular Frame work
- Mounted on 5 cms castors
- Three Shelves made of S.S. Sheet with three side railing
- Epoxy powder coated finish
- Overall Size : 60 x 46 x 81 cms (**Code MF3915A**)
76 x 46 x 81 cms (**Code MF3915B**)
90 x 60 x 81 cms (**Code MF3915C**)

MF3916

Dressing Trolley

- Size: 76L x 46W x 81H cms
- Stainless Steel Frame work With One Bucket and One Bowl
- Stainless Steel Shelves with four side railing
- On Castors



MF3917

Dressing Trolley

- Size : 76L x 46W x 81H cms
- Mild Steel Frame Work, epoxy powder coated
- Stainless Steel Shelves
- With One Bucket and One Bowl
- On Castors



MF3918

Instrument/Equipment Trolley

- Size : 720x460x970mm
- Stainless Steel Framework
- 3 Elegant ABS Shelves
- On castors-Two with Brakes



MF3919

Instrument/Equipment Trolley

- Size : 720x460x970mm
- Mild Steel Epoxy Powder Coated Framework
- Stainless Steel Railing
- Elegant ABS Shelves
- Waste Bin, Bowl and Dressing Tray Attached
- 1 Drawer below top shelf
- On castors-Two with Brakes





MF3920

Instrument / Equipment Trolley

- Size : 720x460x970mm
- Stainless Steel Framework
- 2 Elegant ABS Shelves
- On castors-Two with Brakes



MF3921

Medicine Trolley/Utility Trolley

- Size : 76 x 46 x 81
- Mild Steel Epoxy Powder Coated Framework
- Stainless Steel Shelves
- Two Drawers under the each shelf
- On castors



MF3922

Medicine Trolley/Utility Trolley

- Size : 76x46x81
- Mild steel epoxy powder coated framework
- Stainless Steel shelves
- 1 Drawer below top shelf
- On castors



MF3923

Utility Trolley

- Multipurpose Trolley with three shelves
- Three drawers under top shelf
- With Compartments for Medicines with waste bin
- On castors-Two Lockable
- With Push Handles

MF3924

Emergency & Multipurpose Trolley

- Multipurpose Trolley with various useful compartments, shelves & drawers
- With Compartments for Medicines, medical consumables & various utilities
- With Three Shelves to keep Surgical Machines
- Cylinder Cage
- On Castors
- With Push Handle



MF3925

Emergency & Multipurpose Trolley

- Size : 850X520X1045mm
- Multipurpose trolley with various useful compartments & drawers
- With compartments for medicines, documents, waste bin & various utilities
- ABS drawers with single total key lock system
- On castors (with brakes)



MF3926

Soiled Linen Trolley with Canvas Bag

- Framework of Mild Steel mounted on 10 cms castors
- Superior quality canvas bag
- Pre treated and epoxy powder coated finish framework



MF3927

Soiled Linen Trolley with Plastic Bucket

- Push handle at one end
- Frame work of Mild Steel mounted on 10 cms dia castors
- Superior quality plastic bucket
- Pre treated & epoxy powder coated framework





MF3928

Linen Change Trolley

- MS Tubular frame mounted on 10cms castors
- Three shelves made of MS sheet for fresh linen & other utilities
- A canvas bag fitted on front side for soiled linen
- Epoxy powder coated finish



MF3929

Trolley for Dirty Linen

- Size : 800X530X900mm
- Stainless Steel Framework
- With bag for putting dirty/soiled linen
- On castors



MF3930

Trolley for Dirty & Fresh Linen

- Size : 950X500X900mm
- Stainless Steel Framework
- With bag for putting dirty/soiled linen
- With 3 shelves for putting fresh linen & other utilities
- On castors



MF3931

Cylinder Trolley

- Tubular Frame Work
- Two 10cms Castors
- M.S. Sheet Base Plate
- Pre Treated and Epoxy Powder Coated Finish

- Option: Code **MF3931A**-- For Small Cylinder
- Code **MF3931B** --For Large Cylinder

MF4000

Seating Stool

- Cushioned Seat and Back rest
- Pneumatic Height Adjustable
- On 5 Castors



MF4001

Seating Stool

- Frame work MS Tubular Pipe
- Cushioned Top
- Foot Rest Ring Support
- On Rubber Stumps
- Height Adjustable by rotation
- Epoxy Powder coated



MF4002

Seating Stool

- Cushioned Top
- Movable on 5 Castors
- Pneumatic Height Adjustable



MF4003

Seating Stool

- Stainless Steel frame work Tubular Pipe
- Stainless Steel Top
- Foot Rest Ring Support
- Height Adjustable by rotation
- On Rubber Stumps



Other Hospital Furniture & Accessories

Stools, Kick Buckets, Foot Step, Saline Stand, Screen



MF4004

Visitor Stool

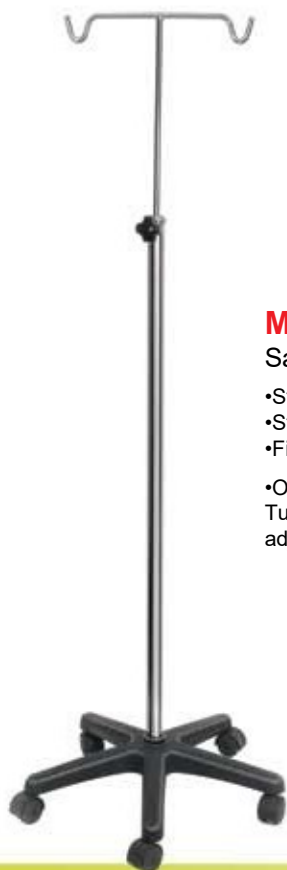
- Size : 12" x 12" x 20"
- M.S. Tubular Frame Fitted with PVC stump
- Mild Steel Sheet duly double press bent
- Pre Treated and Epoxy Powder Coated



MF4005

Visitor Bench

- Mild Steel Frame work
- Three Seating Chairs



MF4100

Saline Stand

- Stainless Steel Tubular Pipe
- Stainless Steel Adjustable Rod with Two Hooks
- Five Legs on 5cm Castors

•Option: **MF4100A**

Tubular Epoxy powder coated MS pipe & chrome plated adjustable rod with two hooks




Other Hospital Furniture & Accessories

Stools, Kick Buckets, Foot Step, Saline Stand, Screen

MF4101

Saline Stand

- Stainless Steel Tubular Pipe
- Stainless Steel Adjustable Rod with Two Hooks
- Five Legs MS base epoxy powder coated on 5cm Castors
- Option: **MF4101A**
Tubular Epoxy powder coated MS pipe & chrome plated Adjustable rod with two hooks



MF4102

Saline Stand

- Stainless Steel Tubular Pipe
- Stainless Steel Adjustable Rod with Two Hooks
- Five Legs MS base epoxy powder coated on 5cm Castors
- Option: **MF4102A**
Tubular Epoxy powder coated MS pipe & chrome plated adjustable rod with two hooks



MF4200

Bed Side Screen (3 Panels)

- Size: 165 H x 240 L cms
- Tubular Framework mounted on 5 cms Castors with Curtains
- Framework of Mild Steel, epoxy powder coated
- On Castors
- Supplied with 1 set of curtains



MF4201

Bed Side Screen (4 Panels)

- Size : 165 H x 240 L cms
- Tubular Framework mounted on 5cms castors with Curtains
- Framework of Mild Steel, epoxy powder coated
- On Castors
- Supplied with 1 set of curtains



Other Hospital Furniture & Accessories

Stools, Kick Buckets, Foot Step, Saline Stand, Screen



MF4300

Kick Bucket

- Frame work of Stainless Steel with Stainless Steel Bowl
- On three castors
- Option: **MF4300A** Framework of Mild Steel with epoxy powder coating



MF4301

Kick Bucket

- Framework of Stainless Steel with Stainless Steel Bucket
- On four castors
- Option: **MF4301A** Framework of MS with epoxy powder coating



MF4400

Foot Step Double

- Frame work of Stainless Steel
- Rubber Stumps



MF4401

Foot Step Double

- Frame work of Mild Steel, Epoxy Powder Coated
- Rubber Stumps
- Anti-Slip Platform



MF4402

Foot Step Single

- Size : 18" x 9" x 9"
- M.S. Tubular Legs Fitted with PVC Stump
- Pre Treated and Epoxy Powder Coated
- Anti-Slip Platform



MF4403

Foot Step Double

- Frame work of Mild Steel, Epoxy Powder Coated
- Rubber Stumps
- Anti-Slip Platform

X. Ray View Box-CFL Tube Illumination

- Elegant Plastic Body
- High Quality Viewing Screen for Uniform and Soft Light
- On/Off Switch on Panel
- Automatic On/Off Switch with film insertion
- Input Power supply : AC 110V -220V

Code No.	External Size (in inches)	For Films	Wattage
MF4404A	15.5 x 21 x 4	Single	15w x 2
MF4404B	31 x 21 x 4	Double	15w x 4
MF4404C	46.5 x 21 x 4	Triple	15w X 6
MF4404D	62 x 21 x 4	Four	15w x 8



MF4404A



MF4404B

X. Ray View Box – LED Illumination

- Elegant slim design
- Aluminium Body
- High Quality Viewing Screen for Uniform and Soft Light
- On/Off Switch and Intensity Regulator on Panel
- Input Power supply : AC 110V -220V

Code No.	External Size (in inches)	Viewing Area (in inches)	LED Lamp life
MF4405A	20 x 20.5 x 2	14 x 17	> 100,000 hours
MF4405B	34 x 20.5 x 2	28 x 17	> 100,000 hours
MF4405C	48 x 20.5 x 2	42 x 17	> 100,000 hours
MF4405D	63 x 20.5 x 2	56 x 17	> 100,000 hours



MF4405A



MF4405B



MODULAR HEALTHCARE SYSTEM WORKS :

Plot No.- 37, Udyog Kendra - 1, Sector Ecotech - III,
Greater Noida, Gautam Buddh Nagar,(U.P.) PIN 201306
Near Habibpur Village

E-Mail : mhsmodularot@gmail.com,
ronak.modularot@gmail.com

Web Site: www.mhsmodularot.co.in

Mob.+91- 9968220831,09891255887

Billing Address:-

No.202, Gulmohar Estate, Pocket – E,
Sector Pi – 1, Greater Noida,
Gautama Budh Nagar (U.P.) PIN-201308

GST No.- 09BOIPK8501B1Z5

